

PORTMAN



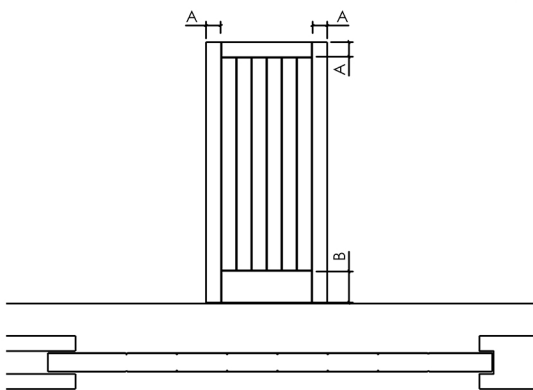
VERTICAL BOARDED DOOR

A door made of 2 full height stiles, bottom and top rail and to a maximum 6 internal boards. A classic, rustic styling. Looks great in a natural timber finish.

Care must be taken when using any door being installed within a pocket where the door includes decorative features in the faces.

This is to ensure that those features are central as intended when the door is in the closed position, as some of the door edges are concealed within the frame when the door is closed. In most situations the decorative features will need to be offset slightly to maintain the visual aspect as intended.

Doors with decorative features in the faces also need particular care when being installed in Fire Rated kits to ensure they comply with the scope of the Fire Certification.



Portman Pocket Doors | c/o Royde & Tucker Ltd,
Bilton Road, Hitchin, SG4 0SB, United Kingdom

01462 444 466

sales@portman-pocketdoors.co.uk

Supplementary notes:

Thank you for your interest in Portman Pocket Doors. Please note the following technical explanation and guidance regards doors, if there is anything you are unsure about or would like more information on please contact the sales office sales@portman-pocketdoors.co.uk

Items as they have been described by us. Please check that we have interpreted your requirements correctly.

1. Unless specified lipping is applied before Veneering/Priming/Painting.
2. All materials are trimmed dead to size as described.
3. All edges and faces are finished as described.
4. Except for meeting edges (pairs) for doors to be installed in Portman pocket doors, all intumescent strips are fitted within the Pocket frames.
5. As a supplier of pocket kits and door leaves, we take no responsibility for either the fire performance or suitability of the wall/partition into which our products are installed.
6. Unless otherwise stated, we have not included for frames or other joinery items or hardware.
7. For the sake of economy, we have not allowed for sequential matching of veneers.
8. Unless otherwise specified/agreed we have made no allowance for either the supply of or machining for ironmongery.
9. Veneered doors are assumed vertical grain unless otherwise stated.
10. Production times advised start from when payment has been received or terms agreed and full details are in place enabling production to start. Amendments may cause delays and incur costs.
11. Doors should be stored flat, and installed in a dry and balanced environment – see below
12. Doors are wrapped in light foam and edge protected within cardboard cartons.
13. No quotation made by the Company shall constitute an offer to contract with the Customer.
14. Any typographical, clerical or other error or omission in any sales literature, quotation, price list acceptance offer, invoice or other document or information issued by Royde & Tucker shall be subject to correction without any liability on the part of the company.
15. If supplying your own hardware, please ensure it will not protrude too far if being used in a pocket system or sliding assembly, as this can interfere with the operation of the system. Royde and Tucker can only make doors to your specification, and take no responsibility in the event that your chosen hardware incurs problems with its end use.
16. Production times at quotation and order stage are given as a guide only. Please ask for an updated forecast when placing your order. We advise not booking any trades until you are in possession of your products. The company will use its reasonable endeavours to comply with any date or dates for despatch or delivery of the goods, due to the nature of bespoke manufacturing, production times can alter based on difficulties during the manufacturing process. Royde & Tucker will not be held responsible for any delayed/cancelled works that are incurred as a result of a delayed delivery and the Customer shall not be entitled to claim compensation for such failure or for any consequential loss or damage resulting there from.
17. Please ensure that your door specification meets all building regulations etc. that you need to achieve, we will build the door(s) to the specifications we are given. In the event that the door does not fulfil the designated purpose, RT will not be held responsible.
18. We do not offer any guarantee with this product due to the nature of the item. Please note, this does not affect your statutory rights.
19. Due to the bespoke nature of doors these items are non-refundable.
20. The quality check should be carried out in natural daylight, not direct sunlight. Stand at a distance of 2 metres from the door to view the overall appearance. The door is acceptable if, taking into account the facts below, none of the following is readily visible on the face of the door:
 - a. • marks or distortion associated with the manufacturing process
 - b. • minor indentations, marks or scuffs on the surface
 - c. • paint or stain blemishes
21. Finishes/Materials
 - a. Primed doors – the primer coating is applied as a base coat only and as such requires additional finishing.
 - b. Fully finished doors – the factory application of the paint finish is an automated process and this may result in minor blemishes or slight inconsistencies in the paint,
 - c. Timber is a natural product and there will be variations in pattern, colour, shading and grains. No two doors will be the same.
22. Please be sure to sign the Delivery Order Note in the presence of the Delivery Company representative to indicate your delivery has been received. Examine your order upon delivery to ensure that there are no visible signs of damaged, missing or incorrect pieces to packaging or goods. In the event that there are missing, damaged or incorrect packages, please retain the item(s), indicate the problem on the Delivery Note and contact us within 48 hours of your delivery. A signed delivery

receipt, without notations of missing, damaged or incorrect item(s) represents your acceptance of the complete order in perfect condition.

23. PLEASE NOTE - 20 minutes waiting time is included in the delivery any wait time thereafter will incur further costs to the customer.
24. PLEASE NOTE – A redelivery fee is subject for packages that are returned back to us due to incorrect addresses or failed delivery attempts. Unfortunately we cannot be held responsible for additional shipping costs and thereafter will incur further costs to the customer.
25. PLEASE NOTE - If a delivery cannot be made, due to an issue with the receiver, and goods have to be returned to sender, the fee will be 50% of the original outbound fee.
26. PLEASE NOTE - DOORS ARE HEAVY, DELIVERIES ARE KERBSIDE AND SUITABLE HELP IS REQUIRED TO UNLOAD, IF YOU ARE UNSURE OF ANY ASPECT OF THIS FORM, PLEASE CONTACT OUR OFFICE PRIOR TO APPROVAL.
27. PLEASE NOTE: IF DELIVERIES HAVE TO BE CANCELLED AND/OR PRODUCTS HAVE TO BE STORED DUE TO PROGRAMME FALLING BEHIND, STORAGE CHARGES WILL APPLY.

Our prices are current but would hold firm in respect of orders received, together with approved construction information enabling production to commence, for 30 days hence.

Doors: Handling & Storage

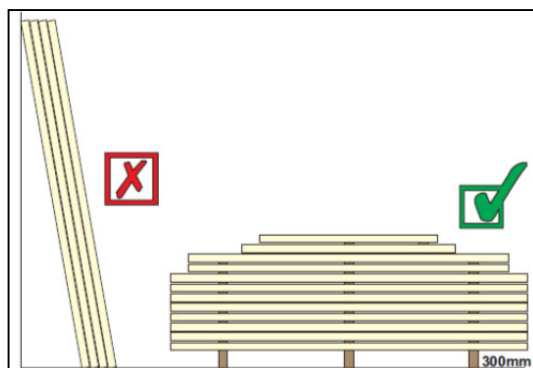
- 1) Avoid bruising and damage caused by heavy contact with the ground.
- 2) Wear clean gloves to avoid leaving finger marks and possible injury from splinters.
- 3) Timber doors and frames are generally manufactured with a moisture content of 10-12% for internal use and 12-14% for external use. Timber is naturally hygroscopic and will readily absorb moisture. Excessive environmental moisture will potentially result in swelling and bowing, this is esp. important with regards door leaves to be installed in pocket door cavities whereby wet plastering is often present and surrounds the door leaf thus exacerbation this potential issue.

NOTE:

Do not bring joinery to site until moisture readings are between 40-60% RH and until any forced-drying procedure has been completed.

- 4) Storage area.
The store must be clean, level and suitable for stacking doors and provide sufficient clear space for doors to be moved around easily. Stack horizontally on level supports consisting three bearers, that extend across the full width of the bottom door (minimum) should be used. Provide support within 300mm from each end. Use of additional bearers is recommended for door leaf heights in excess of 2150 mm.

Cover the supports with cardboard or similar to Prevent marking.



Stack with the largest door leaf at the bottom with size reducing up the stack. Plain flush doors can be stacked to a maximum of around 20 door leaves. When door leaves have projections such as glazing beads or pre fitted hardware, provide level intermediate battens between door leaves to allow clearance.